

# teach@home

## Math Activities

### Grade 1, Week 9

#### Time and Money

Day	Topic	Pages
Day 1	Telling Time to the Hour	2-3
Day 2	Telling Time to the Half Hour	4-5
Day 3	Analog and Digital Connections	6-7
Day 4	Identify Coins	8-9
Day 5	Counting Money	10-11

Circle the time that matches the analog clock.



two  
o'clock

three  
o'clock

one  
o'clock



six  
o'clock

seven  
o'clock

eight  
o'clock



three  
o'clock

four  
o'clock

five  
o'clock



six  
o'clock

nine  
o'clock

ten  
o'clock



two  
o'clock

three  
o'clock

four  
o'clock




twelve  
o'clock

ten  
o'clock


eleven  
o'clock

# Day 1 (continued)


Draw the time on each clock.




three o'clock




eight o'clock




one o'clock



ten o'clock



eleven o'clock



six o'clock

Draw a line from each time to the matching clock.

ten-thirty

three-thirty

five-thirty

one-thirty

seven-thirty

eight-thirty


twelve-thirty

# Day 2 (continued)


Draw the time on each clock.




two-thirty



nine-thirty




six-thirty



eleven-thirty



four-thirty



seven-thirty

Draw a line from each digital time to the matching analog time.

5:30

7:00

9:30


1:30

12:00


8:30

11:30


Draw the time on each clock.




10:00




6:00




3:30



12:30



4:00



9:00

Write the digital time that matches the analog time.



8:30



4:30



1:00

Circle the correct name for each coin.



penny

nickel

quarter



penny

nickel

quarter



penny

dime

quarter



penny

dime

nickel



quarter

dime

nickel



quarter

dime

nickel



Write the name and value of each coin shown below.



Name: penny

Value: 1 cents



Name: quarter

Value: 25 cents



Name: dime

Value: 10 cents



Name: quarter

Value: 25 cents



Name: nickel

Value: 5 cents



Name: penny

Value: 1 cents



Name: dime








Value: 10 cents



Name: nickel








Value: 5 cents

Count the coins to calculate the total amount of money shown for each line.

Coins	Total Cents
	4
	20
	40
	2
	15
	60
	25

# Day 5 (continued)

Count the coins to calculate the total amount of money shown for each line.

Coins	Total Cents
	17
	11
	35
	16
	24
	16
	27